

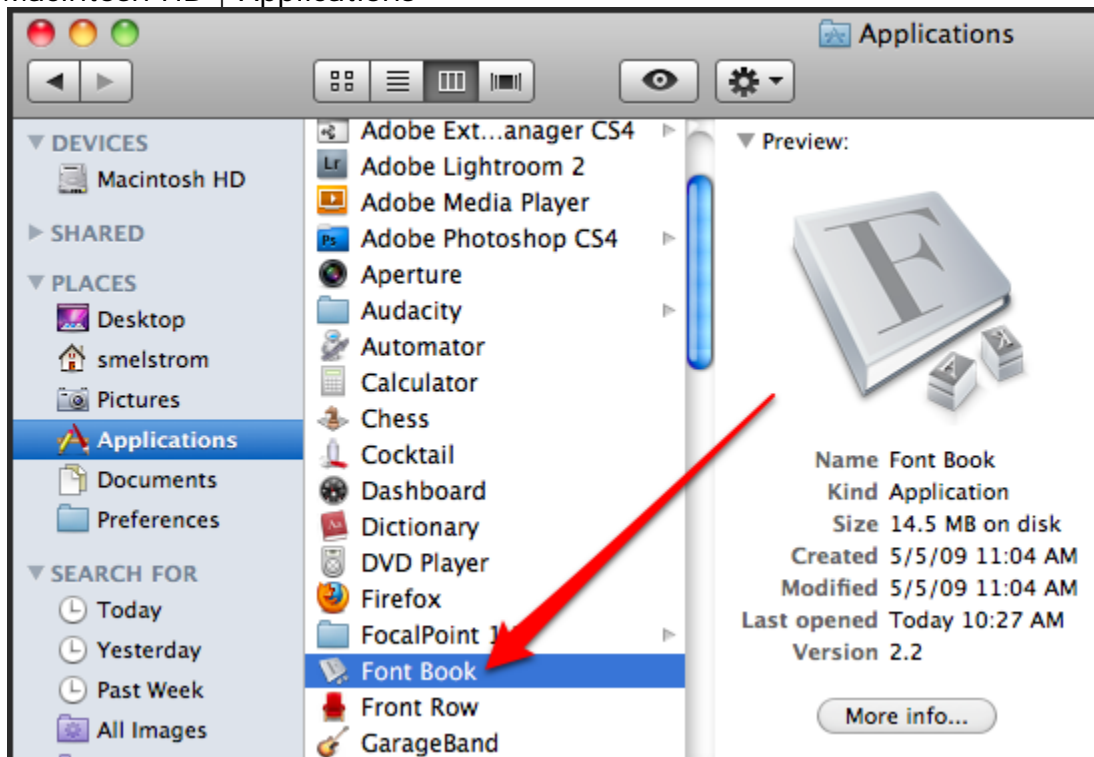
Duplicate Fonts in Snow Leopard

I recently upgraded to Mac Snow Leopard (OS 10.6) and now whenever I access any of my Nik Software plug-ins in Photoshop, Lightroom, or Aperture, the plug-ins will cause an error message and the host application will sometimes quit unexpectedly. How can I correct this issue?

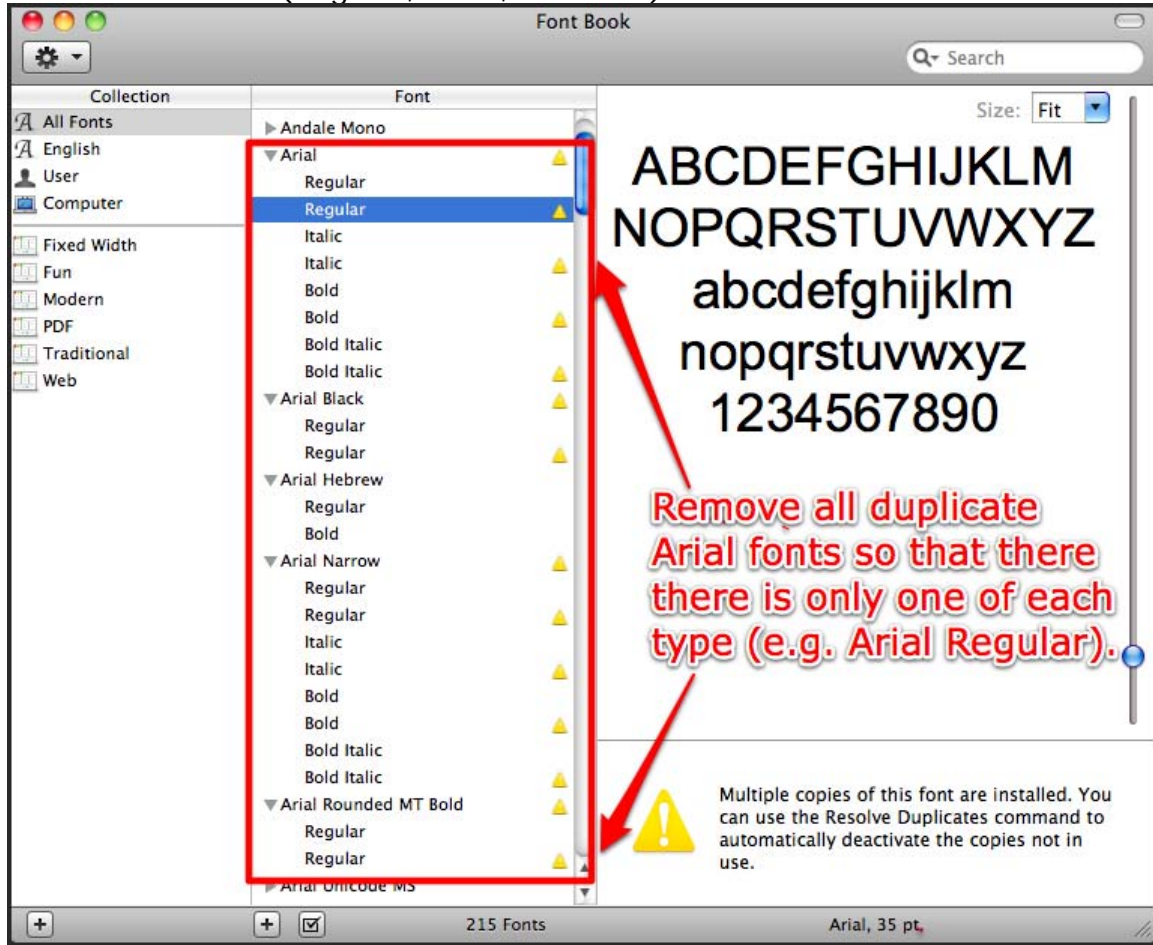
Snow Leopard is very sensitive with regards to duplicate copies of fonts. All of the Nik Software plug-ins utilize Arial fonts. Removing all duplicate copies of the Arial fonts should correct the issue as described.

Below are some steps that will assist you in removing duplicate copies of the Arial fonts and will hopefully correct this issue.

1. Quit out of any and all host applications such as Photoshop, Lightroom, and/or Aperture.
2. Open the Font Book application by navigating to the location below and double clicking on the Font Book:
Macintosh HD | Applications

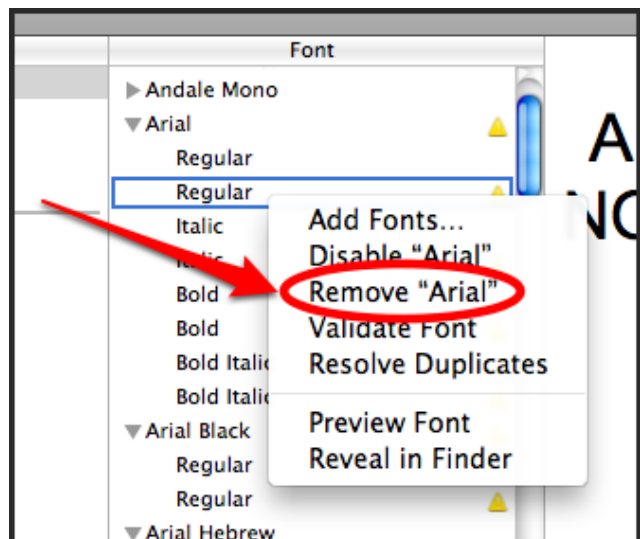


- In the Font Book, look for any and all fonts whose names begins with Arial and click on the gray triangle to the left of each font name to expand the list of all the subfonts (Regular, Italic, Bold etc.).

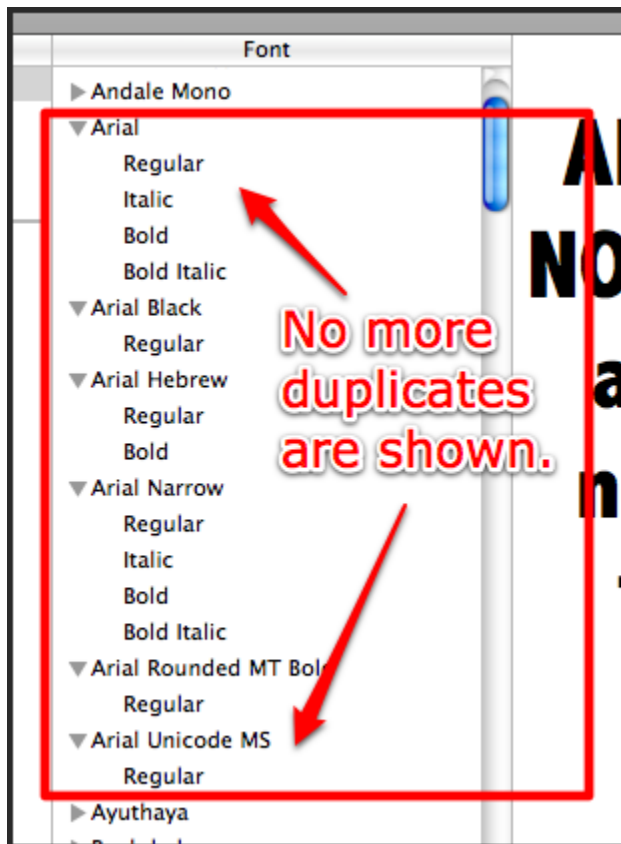


- If there are duplicate fonts listed you will notice little yellow triangles next to each duplicate font such as Arial Regular that is highlighted in blue.

- Control + click (right click for two button mouse users) on each duplicate font and then click on Remove "font name" in the submenu.



6. Continue to remove all duplicate copies of the Arial fonts. When all duplicates are removed the Arial font list should look similar to image below.



7. Close the Font Book and open the host application such as Photoshop. Try to use one of the Nik Software plug-ins on an image. The issue should now be resolved.